

REVISIONS			
ISS	ZONE	DESCRIPTION\PER	REQUEST\DATE
B	A-2	NO.1 WAS CHANGED	RD-DM020327002\03-27-'13

F

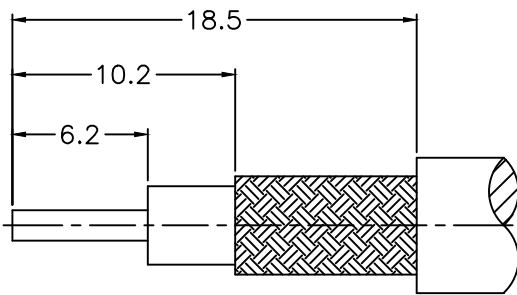
E

D

C

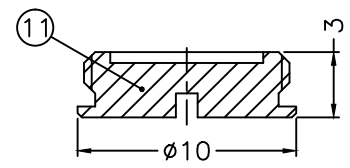
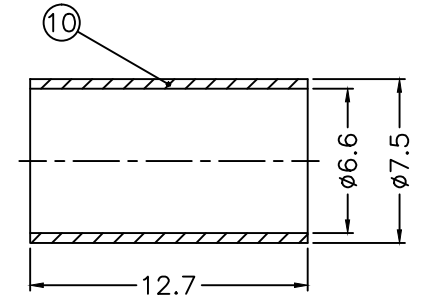
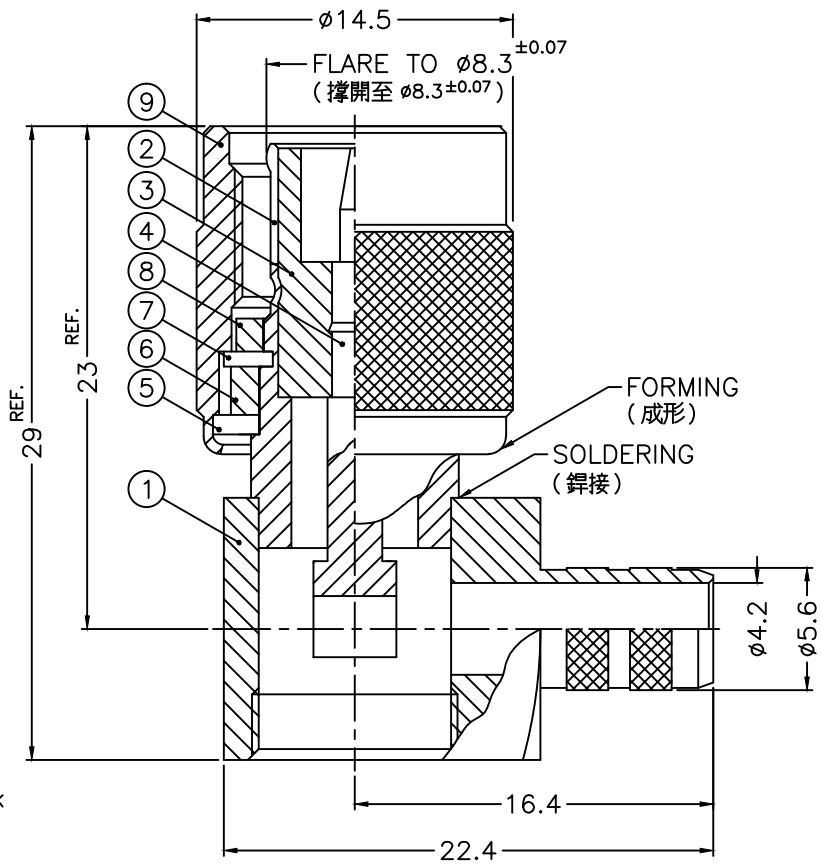
B

A



RECOMMENDED
CABLE STRIPPING DIM'S
(建議剝線尺寸)

- NOTES: FINISH (PLATING THICKNESS IN MICRO-INCHES)
1. BRASS
 2. NICKEL PL. 100 MIN. THICK OVER COPPER PL. 50 MIN. THICK
 3. GOLD PL. 3 MIN. THICK OVER NICKEL PL. 50 MIN. THICK OVER COPPER PL. 50 MIN. THICK
 4. TEFLON



1. CRIMPED FERRULE
HEX CRIMP SIZE .255"
2. CONTACT PIN TO SOLDER

11	COVER	NOTE 1	NOTE 2	1	NUT-3832-30
10	FERRULE	NOTE 1	NOTE 2	1	FR-66-75-127
9	SHELL	NOTE 1	NOTE 2	1	71628-1000-1
8	GASKET	RUBBER	RED	1	GS-80-105-15
7	RETAINER RING	NOTE 1	NOTE 2	1	900-1000-5
6	RING	DELTRIN	NATURAL	1	71628-1000-6
5	WASHER	NOTE 1	NOTE 2	1	WS-90-128-08
4	CONTACT PIN	NOTE 1	NOTE 3	1	900-1112A4-5 -2.6
3	INSULATOR	NOTE 4	NATURAL	1	900-1112A4-4 -50T
2	BODY	NOTE 1	NOTE 2	1	900-1112A4-2
1	HOUSING	NOTE 1	NOTE 2	1	71628-1112A4-1 -16
NO.	DESCRIPTION	MATERIAL	FINISH	Q'TY	DRAWING NO.

DIMENSIONS ARE IN MILLIMETERS			PART NO.		TITLE TNC R/A CRIMP PLUG (FOR 8X, LMR-240 CABLE)
UNLESS OTHERWISE SPECIFIED TOLERANCES			APPROVED	DATE	
0.5-6 = ±0.2				03-27-'13	
6-30 = ±0.4			CHECKED	DATE	
30-120 = ±0.6				03-27-'13	DRAWING NO.
120-315 = ±1			DRAWN	DATE	71628-1112A4-16-50
315-1000 = ±1.6				03-27-'13	FILE NO.
1000-2000 = ±2.4					R:\D\G\DWG\71628\1112A4\16\50-1
SCALE	3/1	ISSUE	B		

F

E

D

C

B

A