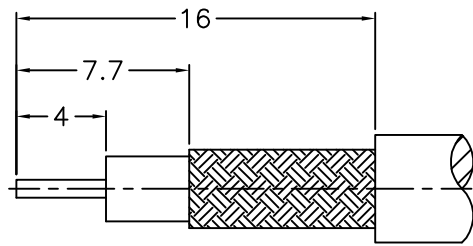
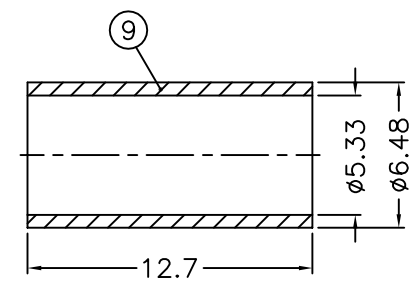
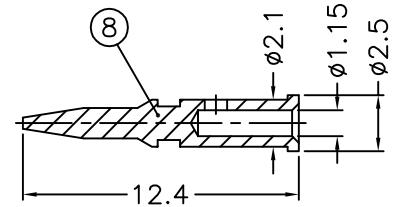
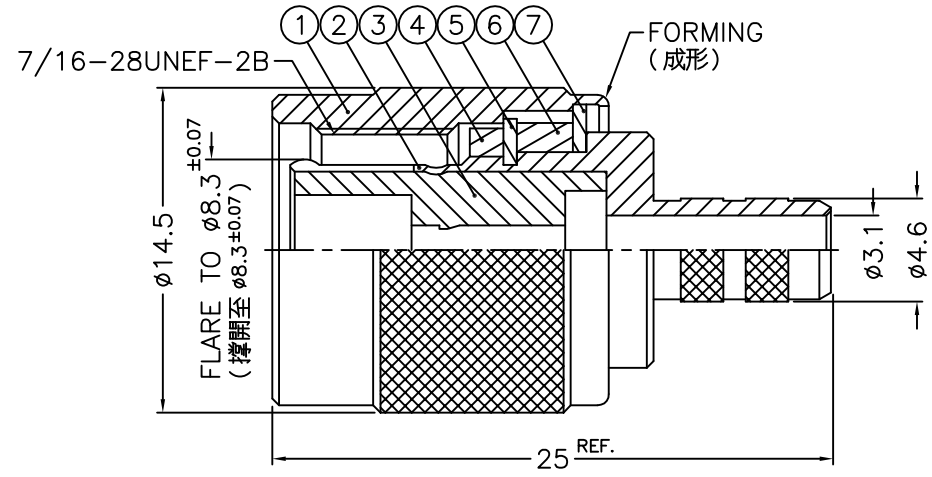


1 2 3 4 5 6 7 8

REVISIONS			
ISS	ZONE	DESCRIPTION\PER REQUEST\DATE	



RECOMMENDED
CABLE STRIPPING DIM'S
(建議剝線尺寸)



NOTES: FINISH (PLATING THICKNESS IN MICRO-INCHES)
 1. BRASS
 2. NICKEL PL. 100 MIN. THICK OVER COPPER PL. 50 MIN. THICK
 3. GOLD PL. 3 MIN. THICK OVER NICKEL PL. 50 MIN. THICK OVER COPPER PL. 50 MIN. THICK

- 1. CRIMPED FERRULE
HEX CRIMP SIZE .213"
- 2. CRIMPED CONTACT PIN
HEX CRIMP SIZE .068"

RoHS COMPLIANT

NO.	DESCRIPTION	MATERIAL	FINISH	Q'TY	DRAWING NO.
9	FERRULE	COPPER	NOTE 2	1	FR-533-648-127C
8	CONTACT PIN	NOTE 1	NOTE 3	1	900-1121A1-8-1.15
7	WASHER	NOTE 1	NOTE 2	1	WS-90-128-08
6	RING	DELTRIN	NATURAL	1	71628-1000-6
5	RETAINER RING	NOTE 1	NOTE 2	1	900-1000-5
4	GASKET	RUBBER	RED	1	GS-80-105-15
3	INSULATOR	DELTRIN	NATURAL	1	900-1000-3-50D
2	BODY	NOTE 1	NOTE 2	1	900-1000-2-06
1	SHELL	NOTE 1	NOTE 2	1	71628-1000-1

DIMENSIONS ARE IN MILLIMETERS			PART NO.		TITLE TNC CRIMP PLUG		
UNLESS OTHERWISE SPECIFIED TOLERANCES			APPROVED				
0.5-6 = ±0.2			DATE 05-11-'16				
6-30 = ±0.4			CHECKED				
30-120 = ±0.6			DATE 05-11-'16		DRAWING NO. 71628-1121B1-A2-50D		
120-315 = ±1			DRAWN ALAN		FILE NO. R:\D\G\DWG\71628\1121B1\A2\50D-1		
315-1000 = ±1.6			DATE 05-11-'16				
1000-2000 = ±2.4							
NO.	DESCRIPTION	MATERIAL	FINISH	Q'TY	DRAWING NO.	SCALE 3/1	ISSUE 1

1 2 3 4 5 6 7 8

F

F

E

E

D

D

C

C

B

B

A

A