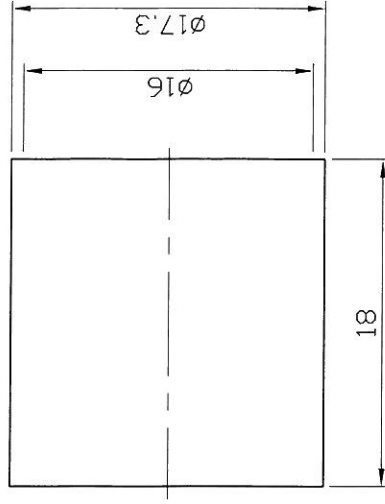
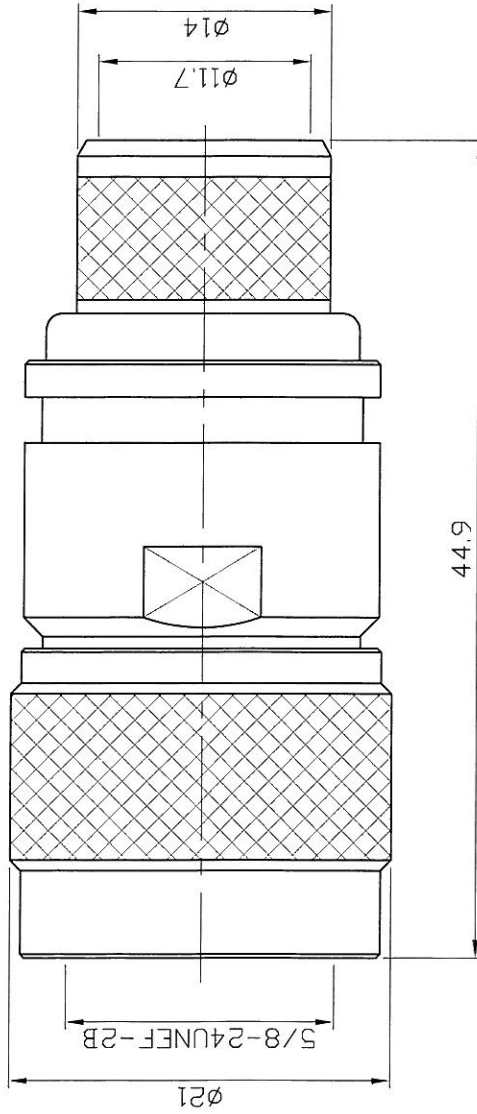


REVISION

REV.	DESCRIPTON	DATE	APPROVED
-	INITIAL RELEASE	2013/12/20	



NOTES: FINISH (PLATING THICKNESS IN MICRO-INCHES)

1. BRASS.
2. P.BRONZE.
3. TIN-ZINC-COPPER-ALLOY PL. 100 MIN.
OVER COPPER PL. 50 MIN.
4. GOLD PL. 4 MIN. OVER NICKEL-PHOSPHORUS ALLOY
PL. 80 MIN. OVER COPPER PL. 20 MIN.

NO.	DESCRIPTION	MATERIAL	FINISH	QTY	PART NO.
9	FERRULE	COPPER	NOTE 3	1	N3100A-L600-9/W
8	BARREL	NOTE 1	NOTE 3	1	N3100A-L600-8/W
7	CONTACT PIN	NOTE 2	NOTE 4	1	N31EZ-L600-7/NM
6	RETAINER RING	NOTE 1	NOTE 3	1	N3100-6/W
5	GASKET	SILICONE		1	N3100-5
4	CONTACT BODY	NOTE 1	NOTE 3	1	N3100-4/W
3	INSULATOR	TEFLON		1	N31EZ-L600-3
2	BODY	NOTE 1	NOTE 3	1	N3100A-L600-2/W
1	SHELL	NOTE 1	NOTE 3	1	N3100-1/W

DIMENSION ARE MILLIMETERS
UNLESS OTHERWISE SPECIFIED
TOLERANCES

- 0.5~ 5 = ±0.05
- 5 ~ 10 = ±0.07
- 10~20 = ±0.10
- 20~30 = ±0.15
- 30~ = ±0.20

SCALE 2.5 / 1

UNIT MM

REV -

APPROVED

DATE

CHECKED

DATE

DRAWING

DATE

JYE BAO CO., LTD.

TAIPEI TAIWAN

TITLE
N CRIMP PLUG

DRAWING NO
N31EZ-L600

JYE BAO CO., LTD.

CABLE ASSEMBLY INSTRUCTION

N31EZ-L600	DATE	2014/04/29	REV	—
------------	------	------------	-----	---

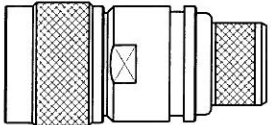

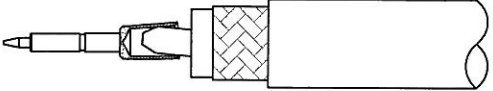
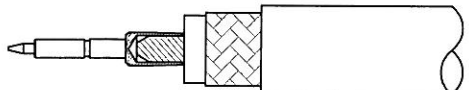


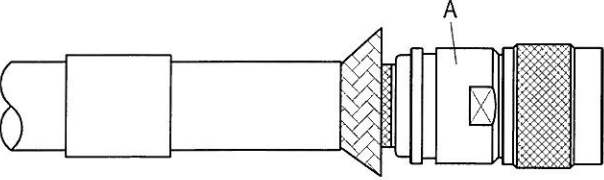
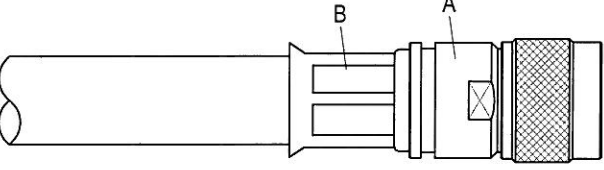
<p>A</p>  <p>BODY</p>	<p>B</p>  <p>FERRULE</p>	<p>NOTE: THE STRIPPED CABLE AND POINTED CENTER CONDUCTOR MUST BE STRAIGHT (180°), IF NOT LEAVES WILL BREAK EASILY.</p> <p>NG </p> <p>OK </p>
--	---	--

DIAGRAM	ASSEMBLY INSTRUCTION
---------	----------------------

	<p>Step 1: STRIP AS SHOWN.</p>
--	--------------------------------

 <p style="text-align: center;">SHARPEN</p>	<p>Step 2: SHARPEN CENTER CONDUCTOR TIP. Step 3: SLIDE FERRULE " B " OVER CABLE.</p> <p>NOTE: THE STRIPPED CABLE AND POINTED CENTER CONDUCTOR MUST BE STRAIGHT (180°), IF NOT LEAVES WILL BREAK EASILY.</p>
--	---

	<p>Step 4: LOOSEN BRAIDING AND SLIDE CONNECTOR " A " IN PLACE.</p>
---	--

	<p>Step 5: SLIDE FERRULE " B " TOWARDS THE CONNECTOR " A " AND CRIMP. (USE 15.5mm/0.610inch HEX SECTION OF INSERT-F)</p>
---	--

This part number complies with RoHS.

Notice: JYEBAO reserves the right to make modifications deemed appropriate.

APPROVED	CHECKED	DRAWING	<i>Albert</i>
----------	---------	---------	---------------